



*ageLOC Boost System
Frequently Asked Questions*



TABLE OF CONTENTS

- A. AGELOC BOOST SYSTEM..... 4
 - 1. WHAT IS AGELOC BOOST SYSTEM? 4
 - 2. WHAT MAKES AGELOC BOOST INNOVATIVE AND EXCITING?..... 4
 - 3. CAN I USE ANY PRODUCT/SERUM WITH AGELOC BOOST DEVICE? 4
 - 4. HOW LONG DOES AN AGELOC BOOST SYSTEM APPLICATION TAKE? 4
 - 5. SHOULD I USE AGELOC BOOST SYSTEM IN THE MORNING OR IN THE EVENING? 4
 - 6. WHERE DOES AGELOC BOOST SYSTEM FIR IN MY SKIN CARE ROUTINE?5
 - 7. SHOULD I REPLACE THE SERUM I USE NOW WITH AGELOC BOOST SYSTEM?5
 - 8. DO YOU HAVE CLINICAL STUDIES TO PROVE THE BENEFITS OF AGELOC BOOST SYSTEM?.....5
 - 9. WHEN WILL I NOTICE BENEFITS AFTER USING AGELOC BOOST SYSTEM? 6
 - 10. CAN I USE AGELOC BOOST SYSTEM AROUND THE EYES? 6
 - 11. CAN AGELOC BOOST SYSTEM ALSO BE USED ON THE NECK AND DÉCOLLETÉ?..... 6
 - 12. IS THE PACKAGING OF AGELOC BOOST RECYCLABLE? 6
- B. AGELOC BOOST DEVICE..... 6
 - 1. WHAT IS THE CONTENT OF AGELOC BOOST DEVICE BOX? 6
 - 2. HOW DO I KNOW THAT THE APPLICATION HAS STARTED?.....7
 - 3. WHEN IS AGELOC BOOST DEVICE MEANT TO VIBRATE AND WHEN IS IT NOT?7
 - 4. WHAT IF MY DEVICE DOESN'T VIBRATE?.....7
 - 5. CAN I USE AGELOC BOOST DEVICE IN THE SHOWER? IS IT WATERPROOF?7
 - 6. HOW DO I CLEAN MY AGELOC BOOST DEVICE?..... 8
 - 7. WHAT IS THE BLUE RING ON THE CONDUCTIVE HEAD OF AGELOC BOOST DEVICE? 8
 - 8. DO I HAVE A WARRANTY ON AGELOC BOOST DEVICE?..... 8
 - 9. WHAT IS THE CONDUCTIVE SURFACE ON AGELOC BOOST DEVICE MADE OF? 8
 - 10. HOW DO I KNOW THE BATTERY LEVEL OF MY AGELOC BOOST DEVICE? 8
 - 11. HOW DO I CHARGE MY AGELOC BOOST DEVICE?..... 8
 - 12. HOW LONG DOES IT TAKE TO CHARGE AGELOC BOOST DEVICE?..... 8
 - 13. WHEN DO I KNOW THAT MY DEVICE IS FULLY CHARGED? 9
- C. AGELOC BOOST ACTIVATING SERUM..... 9
 - 1. HOW LONG DOES MY ACTIVATING SERUM LAST? 9
 - 2. IS THE SERUM SUITABLE FOR SENSITIVE SKIN?..... 9

3.	CAN I USE AGELOC BOOST ACTIVATING SERUM WITHOUT THE DEVICE?	9
4.	WHY SHOULD I PUT MY ACTIVATING SERUM ON THE DEVICE HEAD, RATHER THAN DIRECTLY ON MY SKIN?.....	9
5.	WHY DO I HAVE TO USE 3 PUMPS OF THE ACTIVATING SERUM, TWICE?	9
6.	WHAT IS CONTROLLED ENVIRONMENT AND HOW DOES IT IMPACT SEA DAFFODIL EXTRACT?.....	9
D.	NU SKIN DEVICES.....	10
1.	HOW DOES AGELOC BOOST RELATE TO AGELOC LUMISPA AND AGELOC GALVANIC SPA?	10
2.	WHAT ARE THE DIFFERENCES BETWEEN AGELOC GALVANIC SPA DEVICES' CURRENTS AND AGELOC BOOST CURRENT?	10
3.	CAN I USE AGELOC BOOST WITH AGELOC GALVANIC SPA FACIAL GELS?.....	11
E.	SAFETY QUESTIONS.....	11
1.	WHY IS THERE A WARNING SAYING, "CHECK WITH YOUR PHYSICIAN BEFORE USING THE AGELOC BOOST DEVICE IF YOU ARE PREGNANT, HAVE A PACEMAKER, ARE EPILEPTIC, WEAR METAL BRACES ON YOUR TEETH OR HAVE A METAL IMPLANT"?.....	11
2.	CAN THE DEVICE BE USED IF I HAVE NON-METALLIC IMPLANTS?	12
3.	IS IT SAFE TO USE AGELOC BOOST SYSTEM IF I HAVE RECEIVED BOTOX INJECTIONS, COLLAGEN INJECTIONS, SILICONE INJECTIONS OR OTHER SIMILAR TREATMENTS?	12
4.	IT IS SAFE TO USE AGELOC BOOST SYSTEM IN CASE OF CANCER OR WHILE UNDERGOING CHEMOTHERAPY?.....	12
5.	CAN I USE AGELOC BOOST DEVICE IF I HAVE INLAYS, AMALGAM, SCREWS OR BOLTS ON MY TEETH OR IF I HAVE HAD DERMAL FILLING TREATMENTS?	12
6.	CAN I USE AGELOC BOOST DEVICE IF I SUFFER FROM SKIN DISEASES SUCH AS ROSACEA?	12
7.	CAN I USE AGELOC BOOST DEVICE IF I HAVE A CHROME ALLERGY?.....	12
8.	CAN I USE AGELOC BOOST DEVICE IF I HAVE A NICKEL ALLERGY?	12
9.	CAN THE DEVICE BE USED/WILL IT BE EFFECTIVE IN CASE OF A CONDITION CALLED VARICOSE VEINS?.....	12
10.	CAN I USE THE DEVICE FOR LONGER THAN THE ADVISED APPLICATION TIME?	13
11.	CAN I USE AGELOC BOOST DEVICE IF I'M PREGNANT/BREASTFEEDING?	13
12.	CAN AGELOC BOOST DEVICE BE USED BY CHILDREN?.....	13

A. AGELOC BOOST SYSTEM

1. WHAT IS AGELOC BOOST SYSTEM?

ageLOC Boost is an innovative beauty device system by Nu Skin, the World's #1 Brand for Beauty Devices¹. This system combines the Variable Pulse Microcurrent Technology of our ageLOC Boost device with the potent ingredients of its Activating Serum to visibly brighten and awaken your skin.

2. WHAT MAKES AGELOC BOOST INNOVATIVE AND EXCITING?

ageLOC Boost features a unique, patent-pending microcurrent waveform with Variable Pulse Microcurrent Technology. When used with Activating Serum, ageLOC Boost delivers visibly brighter, plumper, and bouncier skin². See the first results after 7 days only and enjoy increasingly better results the more you use the system².

3. CAN I USE ANY PRODUCT/SERUM WITH AGELOC BOOST DEVICE?

For an optimal experience, we recommend that you only use ageLOC Boost Activating Serum with your device. That's because we scientifically formulated the Activating Serum to ensure that the unique, patent-pending Variable Pulse Microcurrent can be effectively delivered to your skin. We collaborated with our world-class team of experts to create different formulas to find one with the maximum ability to conduct the needed current while providing incredible benefits of the key ingredients. We meticulously deliberated over every detail, carefully choosing the right ingredients and concentrations.

The final formula achieves this balance of supporting conductivity while providing all the amazing benefits perfectly and is packed with efficacious ingredients. Using the system as a whole is the only way to ensure your skin enjoys the full range of benefits ageLOC Boost System has to offer.

4. HOW LONG DOES AN AGELOC BOOST SYSTEM APPLICATION TAKE?

ageLOC Boost System application is recommended daily and only takes two minutes (one minute for each half side of your face).

5. SHOULD I USE AGELOC BOOST SYSTEM IN THE MORNING OR IN THE EVENING?

You can use ageLOC Boost System anytime. However, we recommend using it as part of your morning skin care routine, so you get a beauty boost that lasts throughout the day³.

¹ Source Euromonitor International Limited; Retail Value RSP terms; all channels; 2017 to 2020. Beauty Systems are at-home Skin Care Beauty Devices that are exclusively paired or recommended to be used with a topical consumable of the same brand. Claim verification based on Euromonitor custom research and methodology conducted January–March of 2021. Sales of at-home skin care beauty devices includes sales of electric facial cleansers as defined in Passport database. This category does not include hair care/removal appliances, body shavers, and oral care appliances.

² Results obtained from a third-party professional assessment based on a 12-week in vivo, single-blind consumer use study with 32 female subjects aged 25 to 40 who used the ageLOC Boost System once a day for 12 weeks.

³ Results obtained from a third-party professional assessment based on a 6-week in vivo, consumer use study with 20 female subjects, between 25 and 40 years old, who used ageLOC Boost Activating Serum together with the ageLOC Boost Device, 1/day, for 6 weeks.

6. WHERE DOES AGELOC BOOST SYSTEM FIT IN MY SKIN CARE ROUTINE?

Use ageLOC Boost System after cleansing (Nutricentials cleansers, ageLOC LumiSpa System or any cleanser of your choice) and toning (Nutricentials toners, Tru Face Priming Solution, or any toner of your choice). After using ageLOC Boost System, follow up with your favorite serum (Celltrex Always Right Recovery Fluid, ageLOC Tru Face Essence Ultra, ageLOC Future Serum etc.), moisturiser (Nutricentials moisturisers, ageLOC Radiant Day...), and sunscreen (Sunright or others).



1. Cleanser



2. Toner



3. ageLOC Boost System



4. Serum



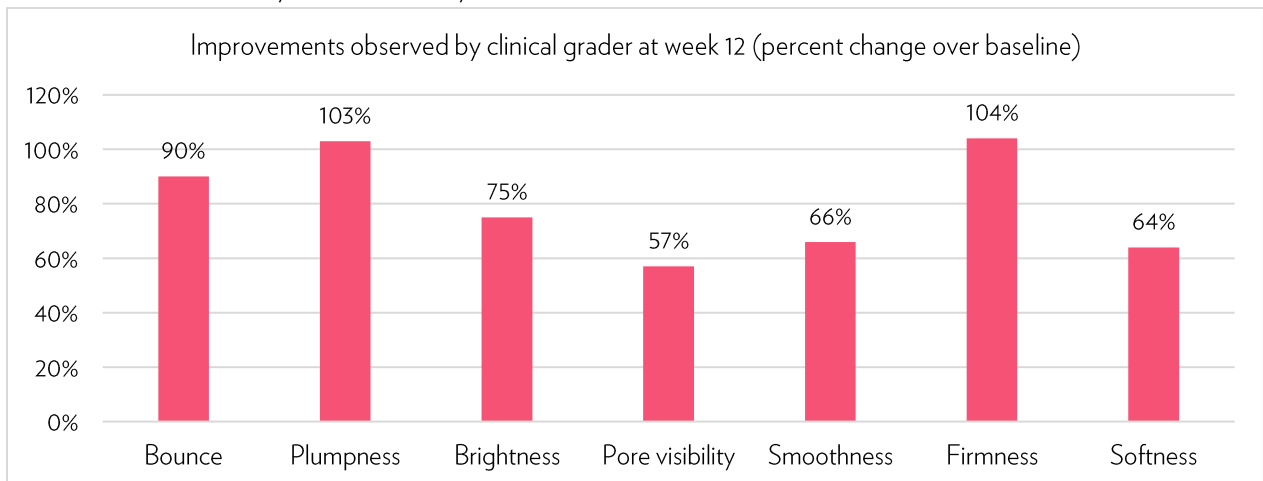
5. Moisturiser

7. SHOULD I REPLACE THE SERUM I USE NOW WITH AGELOC BOOST SYSTEM?

No, not necessarily. It depends on the benefits your current serum can offer vs ageLOC Boost System. If you are currently using Nutricentials Celltrex Always Right Recovery Fluid for example, you can use it on top of ageLOC Boost System. Why? Because Celltrex will limit the pollution build up on your skin while ageLOC Boost System will help with brightness, plumpness, bounce etc, so two different objectives!

8. DO YOU HAVE CLINICAL STUDIES TO PROVE THE BENEFITS OF AGELOC BOOST SYSTEM?

Nu Skin commissioned a third-party clinical study to evaluate the efficacy of ageLOC Boost System (device and ageLOC Boost Activating Serum). The study included 32 female participants all aged between 25 and 40 years old, who each used the system once a day for 12 weeks.



At the end of the study, the clinical grader observed several skin characteristics. The appearance of the participants' skin showed 90% more bounce, 103% more plumpness, 104% more firmness, and appeared 75% brighter than at the beginning. Skin softness and smoothness had also improved by 64% and 66% respectively!

When asked for their own thoughts, 91% of subjects agreed that the system is a welcome beauty boost in their daily routine. They also noticed that the evenness of their skin tone improved by 54%, and their skin felt 66% more hydrated!

9. WHEN WILL I NOTICE BENEFITS AFTER USING AGELOC BOOST SYSTEM?

You can see the first visible results in relation to bounce, plumpness, brightness, pore visibility improvement, smoothness, firmness and softness after 7 days only². Keep on using ageLOC Boost System once a day and those results will build up and keep on getting better with time, for example up to 103% more plumpness and 75% more brightness after 12 weeks².

10. CAN I USE AGELOC BOOST SYSTEM AROUND THE EYES?

ageLOC Boost System is meant to be used on the face with benefits like brightness, plumpness, more bounce or even skin tone. It is not designed to be used on the eyes, lips or eyelids. If you wish to target dark circles, we recommend using ageLOC LumiSpa Accent together with LumiSpa IdealEyes.

11. CAN AGELOC BOOST SYSTEM ALSO BE USED ON THE NECK AND DÉCOLLETÉ?

You can spread the leftover serum with your hand on the neck, but the device was not designed to be used on the neck and décolleté. ageLOC Tru Face Essence Duet is a great product that you can use both on your neck and décolleté.

12. IS THE PACKAGING OF AGELOC BOOST RECYCLABLE?

Yes, ageLOC Boost device carton, the plastic trays, the plastic sleeves are all recyclable. The Activating Serum's bottle is recyclable as well. The only part that is not recyclable is the label on the carton, so please discard this one in the normal bin. Please always check your recycling capabilities regionally.

B. AGELOC BOOST DEVICE

1. WHAT IS THE CONTENT OF AGELOC BOOST DEVICE BOX?

ageLOC Boost Device box contains:

- **ageLOC Boost Device**
- **Quick Start Guide:** It comes with all the details to quickly and conveniently understand how to use the system. Please read this Quick Start Guide before using your device for the first time. If you have any questions on usage, technical details, and warnings, please refer to this guide. Additionally, you will find a QR code in this guide that will link you to the full digital User Manual in case you would like to know more.
- **Protective Head Cover:** You can use this cover by placing it on the conductive surface when you travel or to simply store your device. Please keep in mind that you don't have to place this protective head while using your ageLOC Boost System.
- **Magnetic Charger:** It is a cable with a USB port. You can use it with any compatible USB charger even connect it to a computer for example. The device charges with induction. The charger is magnetic so you

will know when the charger and the device are properly connected. It is recommended to fully charge your device before the first use.



ageLOC Boost device will always be sold with at least one Activating Serum. The Activating Serum will always be available separately for replacements.

2. HOW DO I KNOW THAT THE APPLICATION HAS STARTED?

After swiping up twice (once to turn on your device and once after having spread the serum on your face), your device will start vibrating. This continuous vibration will be your sign to understand that the application has started. It will keep vibrating during the two-minute application before pausing so you can move on to the other half of your face.

3. WHEN IS AGELOC BOOST DEVICE MEANT TO VIBRATE AND WHEN IS IT NOT?

Your device will vibrate throughout the 2 minute-application, provided that you swiped up twice (once to turn on the device and once to start the application) and that you put Activating Serum on the conductive surface. If the microcurrent conductivity is temporarily lost, the LED light bars on the device will flash in continuous sets of five short flashes coupled with five sharp vibrations. If this happens, apply more ageLOC Boost Activating Serum to the device's conductive surface. Swipe up along the touch surface to resume the application.

4. WHAT IF MY DEVICE DOESN'T VIBRATE?

If your device doesn't vibrate, it means that either:

- You didn't swipe up a second time. Remember you need to swipe up once to turn on the device and once after spreading the serum on your face to start the application.
- You didn't put (enough) Activating Serum on the conductive surface. Remember the serum is your conductive medium so without that, the current won't flow and therefore, the device won't vibrate.

5. CAN I USE AGELOC BOOST DEVICE IN THE SHOWER? IS IT WATERPROOF?

You should not use ageLOC Boost in the shower or bath because the device is not waterproof (it's water-resistant). Also, you'll want to use the system after showering because Activating Serum is a leave-on product, not one you wash off. You can clean your ageLOC Boost device with water, but do not submerge it.

6. HOW DO I CLEAN MY AGELOC BOOST DEVICE?

We recommend cleaning your device with a damp cloth. If for some reason you feel that the head needs to be more thoroughly cleaned, then water and a mild detergent could be used. Use of other agents or mechanisms to clean the conductors could potentially degrade the chrome plating.

7. WHAT IS THE BLUE RING ON THE CONDUCTIVE HEAD OF AGELOC BOOST DEVICE?

The blue seal is simply the limitation between the two electrodes of the device. One electrode is in the inner ring while the other one is in the outer ring. ageLOC Boost device's current flows from the inner ring to the outer ring, provided that there is a conductive medium (ageLOC Boost Activating Serum) on the conductive surface.

8. DO I HAVE A WARRANTY ON AGELOC BOOST DEVICE?

Nu Skin guarantees your device to be free from defects in materials and workmanship for a period of two years from the original date of delivery to you. This warranty does not cover damage to the product as a result of misuse or accident. If the product becomes defective within the two-year warranty period, please call your local Nu Skin Support to arrange for a repair or replacement. You may be required to present a formal sales receipt showing the delivery date. Nu Skin reserves the right to inspect the device. This warranty does not affect your statutory rights in law specific to the country of purchase, such rights remain protected. This warranty is valid in Austria, Belgium, Czech Republic, Denmark, Finland, France, Germany, Hungary, Iceland, Ireland, Israel, Italy, Luxembourg, Norway, Poland, Portugal, Romania, Russia, Slovakia, South Africa, Spain, Sweden, Switzerland, The Netherlands, Ukraine and United Kingdom.

9. WHAT IS THE CONDUCTIVE SURFACE ON AGELOC BOOST DEVICE MADE OF?

The ageLOC Boost conductive surface is made of ABS with electroplated chrome.

10. HOW DO I KNOW THE BATTERY LEVEL OF MY AGELOC BOOST DEVICE?

When you swipe up once, the device will turn on. If you look then at the number of LED light bars indicated on the device, it will indicate the battery level of your device, going from 1 bar (low battery) to 6 bars (full battery).

11. HOW DO I CHARGE MY AGELOC BOOST DEVICE?

- 1) Before charging, make sure both the device and the magnetic charger are completely dry.
- 2) Place the device on the magnetic charger. Make sure the magnets snap into position. Plug the USB cable into a power source (e.g. computer or USB plug).
- 3) When charging, the lights on the touch surface will move up from 1 to 6 lights and will blink.
- 4) Charge ageLOC Boost device completely. Once the device is fully charged, the lights will stop going on and off and the LED light bars will remain dimly lit.

12. HOW LONG DOES IT TAKE TO CHARGE AGELOC BOOST DEVICE?

Depending on your USB plug, it will take a few hours (max 8 hours) to charge so we recommend charging overnight just like you do with ageLOC LumiSpa.

13. WHEN DO I KNOW THAT MY DEVICE IS FULLY CHARGED?

While charging, the LED lights on ageLOC Boost device will slowly go up from 1 to 6 bars. You know the device is fully charged when all the 6 bars appear at once. The lights will stop going on and off and the LED light bars will remain dimly lit.

C. AGELOC BOOST ACTIVATING SERUM

1. HOW LONG DOES MY ACTIVATING SERUM LAST?

If you follow the usage recommendations (a total of 6 pumps per day), 40ml of Activating Serum will last for around a month.

2. IS THE SERUM SUITABLE FOR SENSITIVE SKIN?

For sensitive skin, we recommend you do a test first. Our ageLOC Boost Serum is for all skin types but hasn't been specifically recommended for sensitive skin, this is up to each person to test.

3. CAN I USE AGELOC BOOST ACTIVATING SERUM WITHOUT THE DEVICE?

ageLOC Boost device & Activating Serum have been designed to work wonderfully as a team. If you wish to see skin brightness, plumpness, bounce, pore visibility improvements and more, it's best to use the two as a system.

4. WHY SHOULD I PUT MY ACTIVATING SERUM ON THE DEVICE HEAD, RATHER THAN DIRECTLY ON MY SKIN?

This is to help ensure the current is conducted efficiently. If you apply the product directly to your skin, Activating Serum may partially dry out on one part of your face before you reach it with the device. This is also why we suggest using the device on one half of your face at a time.

5. WHY DO I HAVE TO USE 3 PUMPS OF THE ACTIVATING SERUM, TWICE?

The current will only flow on the conductive head of the device IF you have added the recommended amount of Activating Serum on it. Any amount lower than 3 pumps might cause current interruption and therefore not deliver the skin benefits you are looking for. Besides, Activating Serum also contains amazing ingredients that will complement the benefits of the microcurrent.

6. WHAT IS CONTROLLED ENVIRONMENT AND HOW DOES IT IMPACT SEA DAFFODIL EXTRACT?

ageLOC Boost Activating Serum contains sea daffodil extract (Pancratium Maritimum Extract), an ingredient sourced through Controlled Environment. Those ingredients grow within an enclosed environment, ensuring traceability and sustainability from seed to solution. Grovix is Nu Skin's innovative initiative to grow and source ingredients in this way. If you see a Grovix logo on a Nu Skin product, it means the product contains at least one ingredient grown through Controlled Environment.

Pancreatium Maritimum, commonly known as sea daffodil, grows on sandy beaches close to the sea and is readily exposed to the sun. Since it is a protected species, our manufacturer has developed cultures in greenhouses.

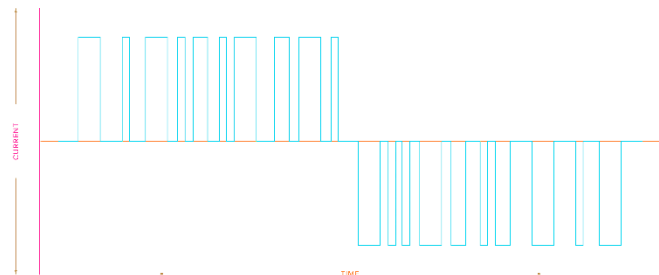
D. NU SKIN DEVICES

1. HOW DOES AGELOC BOOST RELATE TO AGELOC LUMISPA AND AGELOC GALVANIC SPA?

- **ageLOC LumiSpa System** is designed for consumers new to skincare. This dual-action system provides a thorough cleanse and beautifies the skin, leaving you feeling fresh and revealing a youthful-looking complexion, all in just two minutes twice a day.
- **ageLOC Boost System** is designed for the modern skin care consumer who is looking for new ways to enhance their skin's natural beauty. This easy-to-use, two-minute application visibly brightens skin, adding bounce and plumpness, while promoting gentle exfoliation and cellular turnover for a visibly smoother, luminous, and youthful complexion.
- **ageLOC Galvanic Spa System** is designed for advanced skin care consumers who want to address various visible signs of ageing. The system is meant to visibly rejuvenate your face, hair, and body, depending on the conductor (Face, Focus Area, Body or Scalp Conductor) and the cosmetic product you use (ageLOC Galvanic Spa Facial Gels, Tru Face Line Corrector, ageLOC Body Shaping Gel or ageLOC Nutriol Intensive Scalp & Hair Serum).

2. WHAT ARE THE DIFFERENCES BETWEEN AGELOC GALVANIC SPA DEVICES' CURRENTS AND AGELOC BOOST CURRENT?

ageLOC Boost uses **Variable Pulse Microcurrent** to optimise and activate the skin for a more youthful complexion. This current typically switches from positive to negative polarities in a set fashion to stimulate skin. With this type of microcurrent, we use random patterns of different pulse lengths that are charge-balanced every 2.4 seconds.



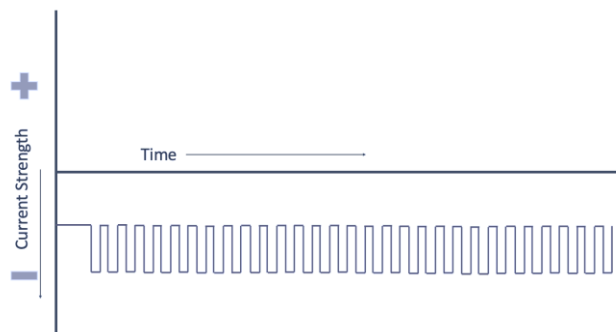
ageLOC Galvanic Spa uses **direct/Galvanic current** to support the delivery of key ingredients. Direct current means the current doesn't change or alternate. It helps with ingredient delivery because it utilises the important characteristic of electrical charges: like charges repel each other, and opposite charges attract each other. If the Galvanic Spa Facial Pre-Treat Gel is negatively charged and the cycle of the Galvanic Spa device is also set up to provide the same polarity, the charges will repel, supporting the delivery of the ingredients to the skin.



The same scientific principle applies if the product is positively charged and so is the cycle of the Galvanic Spa device.

Depending on the charge of the cosmetic product, either positive and or negative direct currents can be used, but only one polarity can be used at a time.

ageLOC Galvanic Body Spa uses direct/Galvanic pulsating current to support the delivery of key ingredients and help stimulate the skin. We get here the same functionality as ageLOC Galvanic Spa with the opposite electrical charges and in addition, we pulse the current to get skin stimulation benefits.



3. CAN I USE AGELOC BOOST WITH AGELOC GALVANIC SPA FACIAL GELS?

The ageLOC Galvanic Spa uses direct currents to support the delivery of ingredients to the skin, while ageLOC Boost uses Variable Pulse Microcurrent to optimise and activate skin, which helps reveal a more youthful complexion. ageLOC Galvanic Spa Facial Gels have been formulated to work with galvanic currents, whereas ageLOC Boost uses Variable Pulse Microcurrent — which are different from galvanic currents. Thus, using ageLOC Galvanic Spa Facial Gels with ageLOC Boost won't work the same way and will not provide the same benefits. You should only use ageLOC Boost with ageLOC Boost Activating Serum.

E. SAFETY QUESTIONS

1. WHY IS THERE A WARNING SAYING, “CHECK WITH YOUR PHYSICIAN BEFORE USING THE AGELOC BOOST DEVICE IF YOU ARE PREGNANT, HAVE A PACEMAKER, ARE EPILEPTIC, WEAR METAL BRACES ON YOUR TEETH OR HAVE A METAL IMPLANT”?

While ageLOC Boost device is very safe and gentle, clinical studies have not been performed to prove safety of use for the individuals mentioned. Nu Skin also provides this warning to be in compliance with safety regulations for electronic devices.

The effect on individuals with pacemakers, metal braces or metal implants will vary based on the condition that the individual has.

The warning that accompanies ageLOC Boost device is similar to other electrical devices like an electric toothbrush. For most people, it will not pose any risk, but there is the potential for some individuals. The microcurrents of ageLOC Boost device could interfere with the functioning of devices such as pacemakers or cause irritation to those wearing metal braces on their teeth or with implants in their mouths.

If an individual has concerns, we recommend that they speak with their health care provider. The maximum level of current is 0.250 mA (milliamperes). This is considered very small current.

2. CAN THE DEVICE BE USED IF I HAVE NON-METALLIC IMPLANTS?

This may depend on the material the implant is made of. Normally, non-metallic implants should not conduct electricity, but this is not the case for certain newer polymers. It is best to consult your medical advisor before using the device.

3. IS IT SAFE TO USE AGELOC BOOST SYSTEM IF I HAVE RECEIVED BOTOX INJECTIONS, COLLAGEN INJECTIONS, SILICONE INJECTIONS OR OTHER SIMILAR TREATMENTS?

Nu Skin has not studied the effects of ageLOC Boost System with Botox injections, collagen injections, silicone injections, etc. These are all medical procedures and therefore fall outside of the cosmetic realm in which we conduct our business.

4. IT IS SAFE TO USE AGELOC BOOST SYSTEM IN CASE OF CANCER OR WHILE UNDERGOING CHEMOTHERAPY?

Anytime someone is undergoing chemotherapy, they should follow their doctor's advice regarding which products to use. Chemotherapy varies from person to person, as does their reaction to the drugs. Only a doctor can determine what their skin's tolerance is on the chemotherapy they receive and how their skin reacts.

5. CAN I USE AGELOC BOOST DEVICE IF I HAVE INLAYS, AMALGAM, SCREWS OR BOLTS ON MY TEETH OR IF I HAVE HAD DERMAL FILLING TREATMENTS?

Any metal in the mouth such as fillings or retainers can conduct the current, which may cause an uncomfortable sensation in the teeth or taste in the mouth. This is not harmful but may be uncomfortable.

6. CAN I USE AGELOC BOOST DEVICE IF I SUFFER FROM SKIN DISEASES SUCH AS ROSACEA?

Individuals with skin conditions, or indeed any medical condition, should consult their physician or dermatologist before using ageLOC Boost System.

7. CAN I USE AGELOC BOOST DEVICE IF I HAVE A CHROME ALLERGY?

Anyone who has a skin allergy or sensitivity should perform a standard skin test prior to product use. ageLOC Boost conductive surface is made of ABS with electroplated chrome. Therefore, if an individual reacts when chrome comes in contact with their skin, they should be wary of using the instrument.

8. CAN I USE AGELOC BOOST DEVICE IF I HAVE A NICKEL ALLERGY?

Anyone who has a skin allergy or sensitivity should perform a standard skin test prior to product use. ageLOC Boost conductive surface is made of ABS with electroplated chrome.

9. CAN THE DEVICE BE USED/WILL IT BE EFFECTIVE IN CASE OF A CONDITION CALLED VARICOSE VEINS?

Individuals with skin conditions, or indeed any medical condition, should consult their physician or dermatologist before using ageLOC Boost.

10. CAN I USE THE DEVICE FOR LONGER THAN THE ADVISED APPLICATION TIME?

We always recommend that users follow the usage instructions. Our products have proven results when used for the recommended period of time. Using the device for longer is not necessary. Besides, the safety is guaranteed when used as instructed.

11. CAN I USE AGELOC BOOST DEVICE IF I'M PREGNANT/BREASTFEEDING?

While ageLOC Boost device is very safe and gentle, clinical studies have not been performed to prove safety of use for pregnant or breastfeeding users. Nu Skin also provides this warning to be in compliance with safety regulations for electronic devices.

If an individual has concerns, we recommend that they speak with their health care provider. The maximum level of current is 0.250 mA (milliamperes). This is considered a very small current.

12. CAN AGELOC BOOST DEVICE BE USED BY CHILDREN?

No – ageLOC Boost device is a skincare device for the face and is safe to use above 16 years of age, but we don't recommend it for those under the age of 18.