

The background features a light green color. On the left side, there is a network diagram consisting of white dots of varying sizes connected by thin white lines. On the right side, there are decorative, wavy white lines that resemble a stylized wave or a series of overlapping curves.

ADRs & Scan Cards

Automatic Delivery Rewards* (ADRs)

Automatic Delivery Rewards is simply the easiest way for you to receive the products you love and maintain your personal volume and eligibility. Each month, the products you have chosen are conveniently delivered to you on the day you choose. The great benefits of ADR:

- Product comes to your doorstep every month
- Increased flexibility
- Manage your account online 24/7
- Earn points toward product based on 20% of total order PSV
- Product points increase to 30% after 12 shipments on program



**Some markets/specific regions or islands are excluded from this discount plan.*

The Scanner qualified initial ADR:

1. Contains a Skin Carotenoid Score (SCS) certified product (LifePak®+, JVi®, Beauty Focus Collagen+, Beauty Focus MultiBeauty, g3)*.
2. Is new and not existing.
3. Is linked to a new Scan Card number within the right timelines.
4. Is linked to a Scan Card used by synced Scanner.
5. Is registered in EMEA to count towards the Scanner programme.
6. Is fully paid and shipped.

**Check www.nuskin.com for product availability in your country.*

Scanner qualified initial ADR

In the same ADR, you can link as many Scan Cards as many SCS certified products are.


Each product linked to a Scan Card within the right timeline counts for 1 qualified ADR.

EXAMPLE:

- A customer (John) got scanned on 01 January, 2022.
- On 15 January, 2022, John orders 1 LifePak+ and 2 Pharmanex® Eye Formula on a new ADR.
- John can now link up to a maximum of 3 Scan Cards to his ADR, which he does.
- These 3 ADRs will now count towards your Free Programme and bonuses.

Your Cart

Search for products



LifePak+
ITEM # 85883742
quantity: € 80.56 • 67.45 SV
 Add it to ADR Subscription to auto-deliver your favourite products straight to your door regularly and earn product points when applicable.
[Learn more](#)

Totals

Total	€ 80.56
SV	67.45

Add New Scan Card

Card Number

Card User's Name

A new ADR and not an existing one

1. Select the SCS certified product(s) you want
2. Select the quantity you want
3. Mark this order as being an ADR

Your Cart

Search for products

1

LifePak+

ITEM # 85883742

quantity: **2** € 80.56 • 67.45 SV

Add it to ADR Subscription to auto-deliver your favourite products straight to your door regularly and earn product points when applicable.

3 [Learn more](#)

Totals

Total € 80.56

SV 67.45

5 **Continue**

Add to Existing ADR Subscription

4

Add New Scan Card

Card Number

Card User's Name

Save

To link the Scan Card to your ADR order

WHEN CREATING A NEW ADR IS THE BEST OPTION

1. Select the SCS certified product(s) you want
2. Select the quantity you want
3. Mark this order as being an ADR
4. Insert the Scan Card number(s)

Add New Scan Card

Card Number

Card User's Name

Save

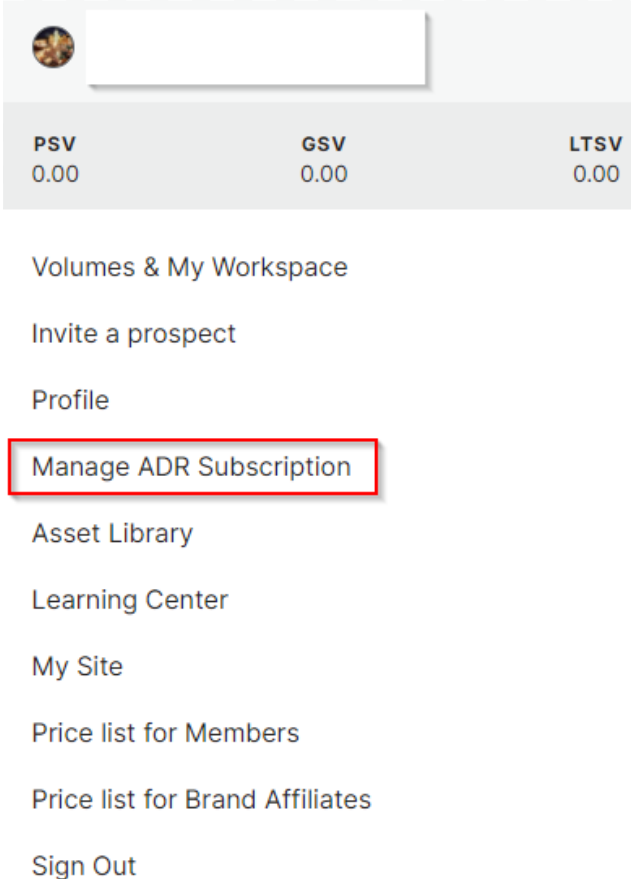
Registered Scan Cards

5-000 REMOVE

To link the Scan Card to your ADR order

YOU HAVE ALREADY CREATED AN ADR*?

1. Log in
2. Go to MANAGE ADR
3. Find the SCAN CARDS section
4. Click on “Add/Edit Scan Card”
5. Save your changes



The screenshot shows a user dashboard with a profile picture placeholder, a balance table, and a navigation menu. The 'Manage ADR Subscription' option is highlighted with a red box.

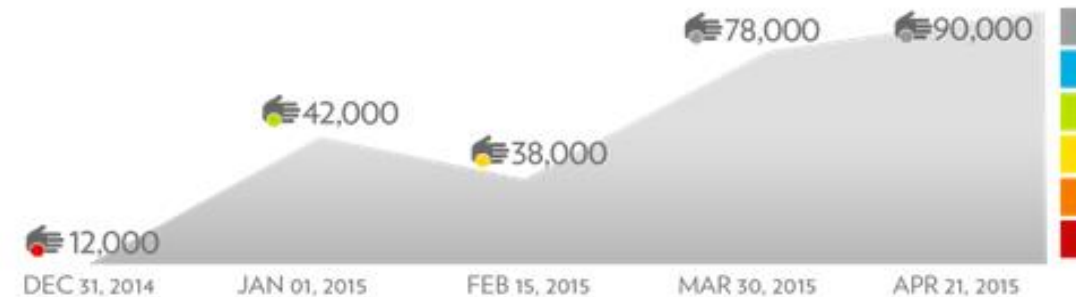
PSV	GSV	LTSV
0.00	0.00	0.00

- Volumes & My Workspace
- Invite a prospect
- Profile
- Manage ADR Subscription**
- Asset Library
- Learning Center
- My Site
- Price list for Members
- Price list for Brand Affiliates
- Sign Out

*Respect the 90/15 days rule when linking a Scan Card to make your ADR qualify for the Free Programme & bonuses.

A recurring ADR

- A SCS (Skin Carotenoid Score) certified product ADR order (LifePak[®] +, Jvi[®], g3, Beauty Focus Collagen+, Beauty Focus MultiBeauty*),
- which is following an initial ADR with a Scan Card eligible for a free physical re-scan**
- and which is fully paid and shipped.



*Check www.nuskin.com for product availability in your country.

**A scan card eligible for a physical free re-scan if the ADR is paid in the month preceding the free scan.

How to have a recurring ADR

1. Maintain your monthly ADR by re-ordering the SCS certified product(s) you want
2. Make a free physical rescan with your previously used Scan Card

STEP 1:

Please ask your customer to log into his account, click on Manage ADR and choose his active monthly ADR

A screenshot of a customer account dashboard. At the top, there is a profile picture placeholder and a search bar. Below this, there are three columns: PSV 0.00, GSV 0.00, and LTSV 0.00. A navigation menu on the left includes: Volumes & My Workspace, Invite a prospect, Profile, **Manage ADR Subscription** (highlighted with a red box), Asset Library, Learning Center, My Site, Price list for Members, Price list for Brand Affiliates, and Sign Out.

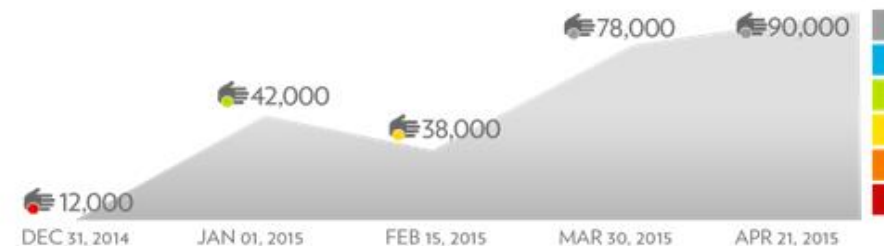
STEP 2:

Run and pay the same ADR month by month

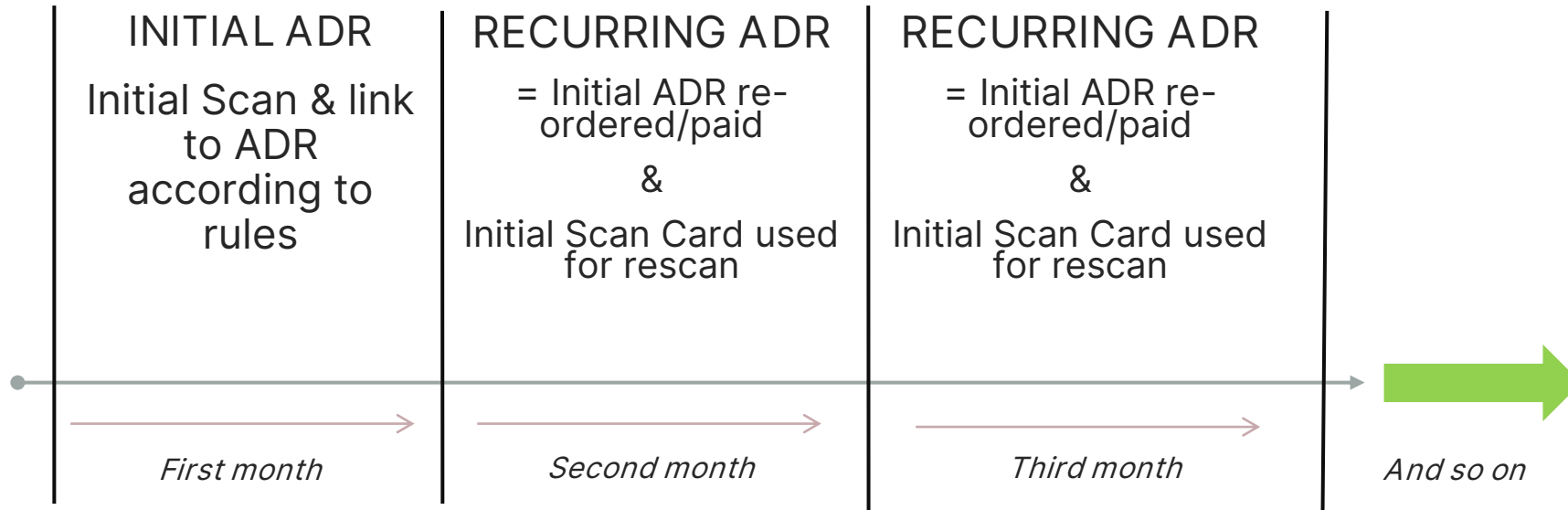
A screenshot of an ADR management interface. At the top, it says 'ADR NUMBER: 00110001'. Below this, there is a section titled 'ORDERS'. On the right, a blue button labeled 'OVERRIDE (SHIP NOW)' is highlighted with a red box. The interface shows: 'Your last order was processed on March 19th' and 'Your next order will be processed on May 19th'. A paragraph of text explains that orders are processed on the closest business day. At the bottom, there are 'DELETE ADR' and 'PRINT' buttons.

STEP 3:

Re-scan your customer physically with the same Scan Card month after month



Recurring ADR and eligibility for re-scan rule



Scanner Free Programme

QUALIFICATION FOR THE FREE PROGRAMME MUST BE ACHIEVED SEPARATELY EACH CALENDAR MONTH*

In total six (6) new or recurring Automatic Delivery Rewards (“ADR subscription”) orders with skin carotenoid score (“SCS”) certified products are registered, in any combination per month

OR

In total twenty (20) new or subsequent scans in any combination per month

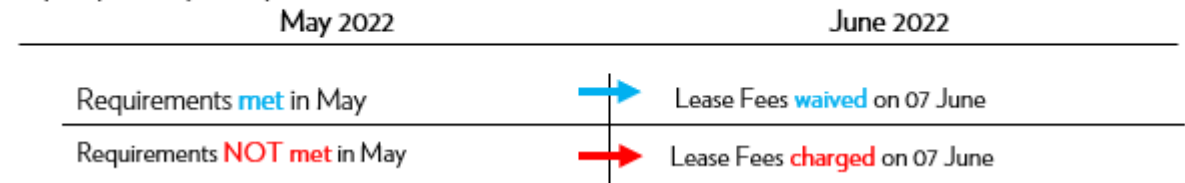
AND

Is paid at least as Brand Representative

for 100% lease fee discount

** Scanner Lease Holder with outstanding lease fees forfeits the right to qualify for the Free Programme until the outstanding payments are cleared*

Example of monthly lease fees collection timeline:



90/15 days rule to create an ADR & link a Scan Card

SCENARIO 1

FIRST A SCAN IS MADE and after a new ADR is created

**The first day when the scan or ADR is made is part of the 90/15 timelines.*

Initial Scan Date

New ADR creation and
Scan Card link deadline



90/15 days rule to create an ADR & link a Scan Card

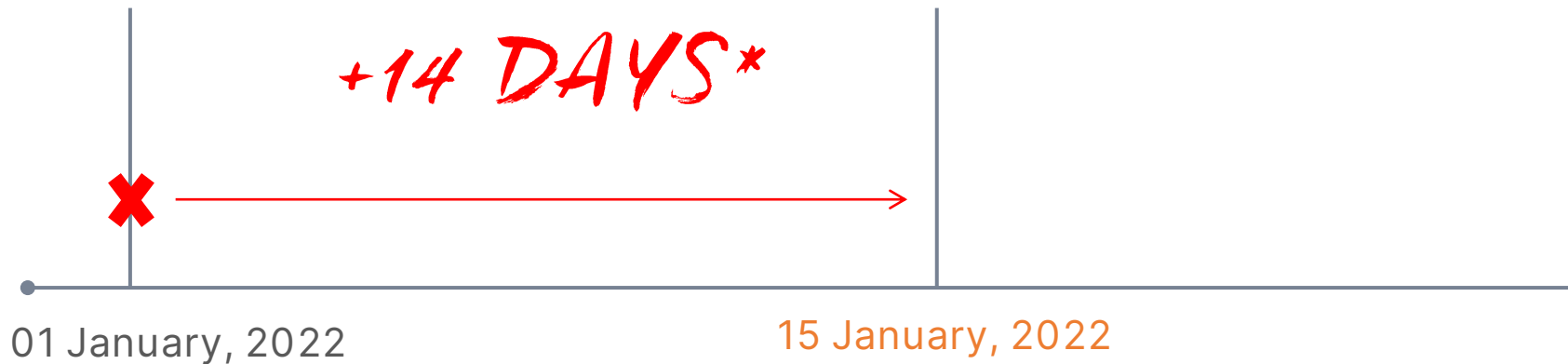
SCENARIO 2

FIRST A NEW ADR IS CREATED and after a scan is made

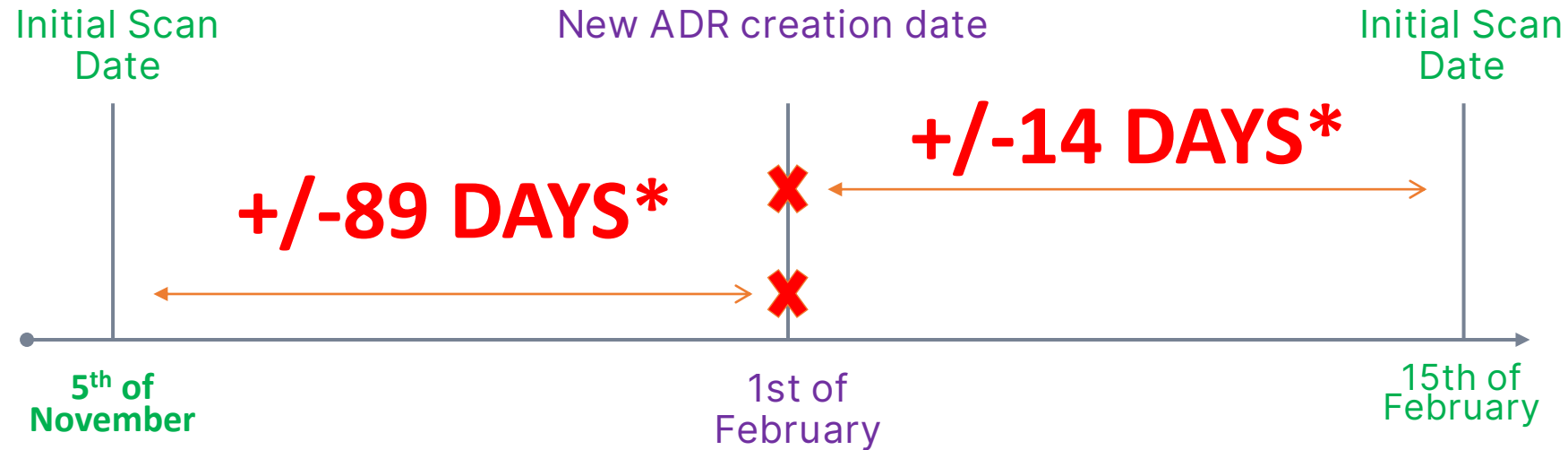
**The first day when the scan or ADR is made is part of the 90/15 timelines.*

New ADR creation
date

Initial Scan & Link to
ADR deadline



90/15 days rule to create new/initial ADR registered in Europe & Africa



**The first day when the scan or ADR is made is part of the 90/15 timelines.*

Only that INITIAL SCAN CARD CAN BE LINKED to the new ADR which was scanned 89 DAYS* BEFORE the ADR CREATION DATE or which was scanned 14 DAYS* AFTER the ADR CREATION DATE.

From the new ADR creation day, you have + 89 DAYS TO PAY THE ADR AND LINK THE SCAN CARD.



If the ADR WAS CREATED ON THE 1ST OF FEBRUARY, only that initial scan card can be linked to this ADR which was scanned BETWEEN THE 5TH OF NOVEMBER AND THE 15TH OF FEBRUARY.

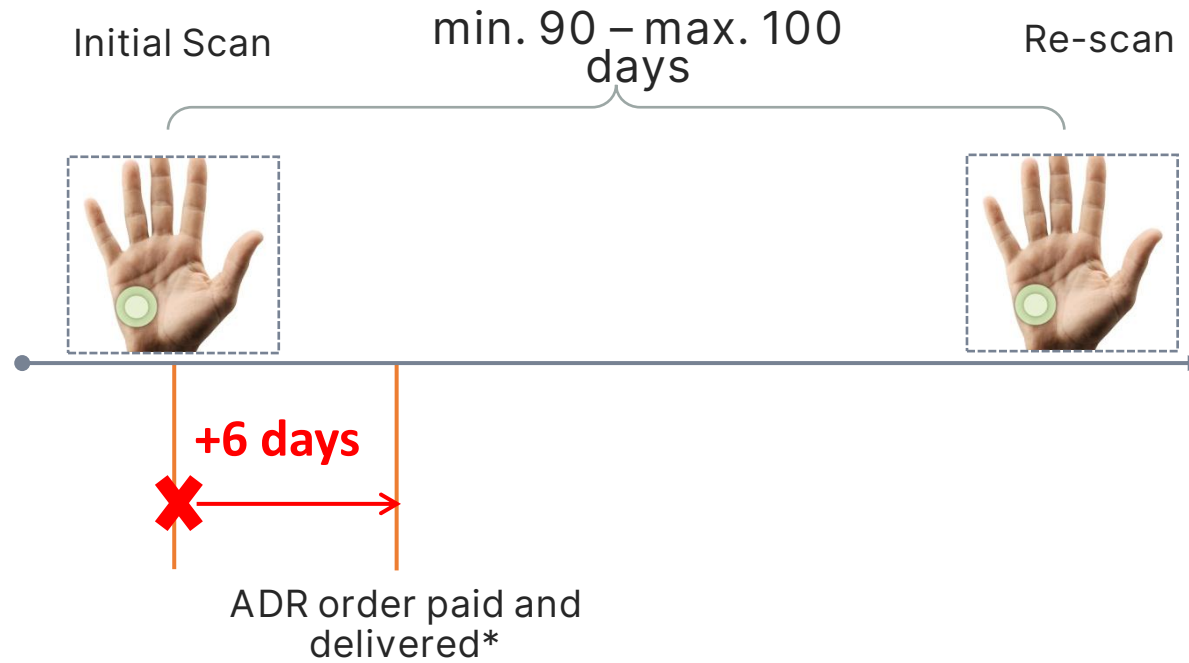
If any of the above deadlines are not met, the ADR cannot be part of that monthly scanner activity as new/initial ADR.

Money Back Guarantee

SCENARIO 3

MONEY BACK GUARANTEE eligibility timeline

**Schedule the ADR delivery date within 7 days from the Initial Scan date included.*



Check www.nuskin.com for complete Money Back Guarantee Details.

The best scenario for your customers and you:

1. Scan your customers physically.
2. Within a maximum of 7 days from the Initial Scan:
 - Have them order and pay for the SCS products in a new ADR so the order can be shipped.
 - Have them link the Scan Card number to their ADR order.
3. Re-scan them between 90 and maximum 100 days from the Initial Scan date.

BENEFITS:

- Customers: Money Back Guarantee eligible.
- You: the ADR counts for your Free Programme and bonuses.

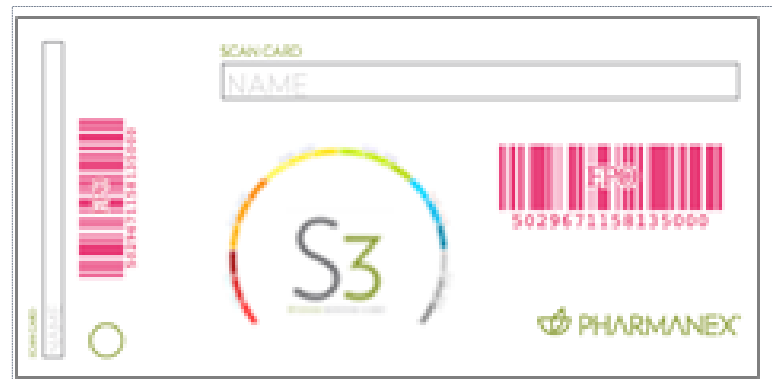
Check www.nuskin.com for complete Money Back Guarantee Details.

Scan Card

The Scan Card is a reusable plastic card that is a customers' access to free LIFETIME MONITORING of his or her SCS.

With the S3, digital Scan Card numbers can also be purchased with the S3 App and used to scan.

The Scan Card number will function as initial the first time it is used and then once activated as subsequent the next times.



Scan Card Number

Physical Scan Card:




Digital Scan Card number received by email:



The Scan Card number is the 16 digit number written at the bottom of the bar code

Lifetime Monitoring

As long as the customer stays on the paid qualified ADR, his/her Scan Card remains active and can be used for free re-scan*
ONCE PER CALENDAR MONTH.



*A scan card eligible for a physical free re-scan if the ADR is paid in the month preceding the free scan.

Lifetime Monitoring

If the ADR is cancelled or if the SCS product is removed from the ADR, the Scan Card will be DEACTIVATED and the Lifetime Monitoring stops.

Scan Cards can only be REACTIVATED by Nu Skin® in case the ADR was deleted by mistake and the Scan Cards remain in the same ADR. ADR orders should be paid.

A Scan Card CANNOT BE MOVED from one ADR to another ADR.

