



# S3 BEST PRACTICES

## IMPROVE S3 RESULTS AND CONSISTENCY

### CONSISTENCY

#### THE 3 "P" RULE:

#### POSTURE



SCANEE SHOULD:

- SIT COMFORTABLY
- NOT SLOUCH
- NOT REACH
- HOLD STILL DURING THE SCAN

#### POSITION



SCANEE SHOULD:

- SCAN BETWEEN THE HEART AND HEAD LINE
- SCAN THE SAME SPOT ON THE HAND EACH TIME
- CUP THE NOSE OF THE SCANNER

#### PRESSURE



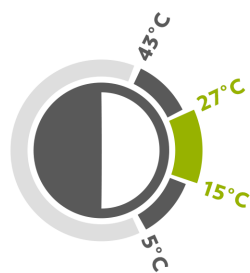
SCANEE SHOULD:

- REST HAND ON THE PROBE
- DO NOT PRESS TOO HARD
- APPLY THE SAME AMOUNT OF PRESSURE EACH SCAN

### CONDITIONS

#### THE 3 "S" RULE:

#### SCANNING

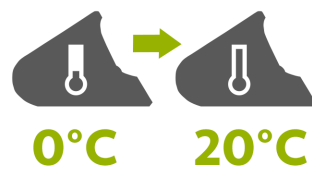


FOR BEST RESULTS:

SCAN AT ROOM TEMPERATURE (15°-27° C).

BEFORE SCANNING, PERFORM A FEW DARK SCANS TO HELP REDUCE NOISE LEVELS.

#### SHIFTING



WHEN TRANSFERRING THE SCANNER FROM A HOT OR COLD ENVIRONMENT, ALLOW TIME FOR IT TO ACCLIMATE TO ROOM TEMPERATURE BEFORE SCANNING.

#### STORAGE



WHEN STORING THE SCANNER, AVOID EXTREME HOT OR COLD TEMPERATURES.

TEMPERATURE RANGE FOR STORAGE IS BETWEEN 5°-43°C.

### CARE

#### THE 3 "T" RULE:


#### TREATMENT



HANDLE THE SCANNER WITH CARE.

ALWAYS SET THE SCANNER DOWN GENTLY, NEVER DROP IT OR TOSS IT, EVEN IF IT IS IN A PADDED CASE.

#### TRANSPORT



THE SCANNER IS A DELICATE INSTRUMENT.

WHEN TRANSPORTING THE SCANNER, ALWAYS BE SURE TO PROTECT IT AS MUCH AS POSSIBLE.

#### TRAVELING



WHEN TRAVELING VIA AIRPLANE, MAKE SURE TO TAKE THE SCANNER AS CARRY-ON LUGGAGE.

CHECKED LUGGAGE MAY BE SUBJECT TO ROUGH HANDLING.